



QUARTERLY PHYSICAL REPORT OF OPERATION
As of December 31, 2021


Department: Department of Information and Communications Technology
Agency: National Telecommunications Commission
Operating Unit: Regional Office - NCR
Organization Code: 37 002 0300013

BAR NO. 1

Particulars	UACS CODE	Physical Target (Budget Year)					Physical Accomplishment (Budget Year)					Variance	Remarks
		1st Quarter	2nd Quarter	3rd Quarter	4th Quarter	Total	1st Quarter	2nd Quarter	3rd Quarter	4th Quarter	Total		
1	2	3	4	5		7	8	9	10	11	12	13	14
RADIO COMMUNICATIONS, BROADCAST AND TELECOMMUNICATIONS MANAGEMENT AND ENFORCEMENT PROGRAM	31010000000000												
OO :Healthy competitive public telecommunications and broadcast environment fostered and safety in maritime and aeronautical navigation ensured resulting to public safety and satisfaction													
Outcome Indicators													
1. Percentage increase with access to reliable telecommunication service providers at just and reasonable rates						7,000 Issued New Radio Station License (CMTS)							
2. Increased broadband speed at just and reasonable rates						13.0 Mbps							
3. Percentage of consumer satisfaction in broadcast and telecommunications services						92%							
Output Indicators													
Output Indicator 1-Authorization Cases													
Quantity													
Quality													
Timeliness Percentage of authorization cases acted upon within the prescribed time													
Output Indicator 1-Administrative Cases													
Quantity						1,943	0	0	0	585	585	-69.89%	
Quality													
Timeliness Percentage of administrative cases acted upon within the prescribed time		100%	100%	100%	100%	100%	100%	100%	100%	100%			
Output Indicator 2													
Quantity						2,427	437	678	893	934	2,942	21.22%	
Quality													
Timeliness Percentage of complaints received against frequency channel assignments made acted upon within the prescribed time		100%	100%	100%	100%	100%	100%	100%	100%	100%			
Output Indicator 3													
Quantity						8,758,042	2,011,254	2,144,423	2,101,867	2,456,304	8,713,848	-0.5%	
Quality													
Timeliness Percentage of licenses, permits, registrations and certificates issued within the prescribed time		100%	100%	100%	100%	100%	100%	100%	100%	100%			
Output Indicator 4													
Quantity							0	0	0	0			
Quality													
Timeliness Percentage of consumer complaints acted upon within the prescribed time		100%	100%	100%	100%	100%	100%	100%	100%	100%			


MARIA ANGELA S. PINGOY
CAO
Date : 01/15/2022


MARCELO M. BUNAG, JR.
ENGINEER III/OIC EOD
Date : 01/15/2022


DELIHAF. DELES
Deputy Commissioner/OIC NTC NCR
Date : 01/15/2022